



YOUR GUIDE TO

# WASTE COLLECTION



## Contact Info

28 Westland Dr.  
Mitchell MB R5G 2N9

204-326-4488

[solidwaste@hanovermb.ca](mailto:solidwaste@hanovermb.ca)

[www.hanovermb.ca](http://www.hanovermb.ca)





## PROTECT YOUR CART RECORD YOUR SERIAL NUMBERS

Recording your serial number helps to identify your cart if there is a problem.

### Garbage Cart #

---

### Recycle Cart #

---

### Compost Cart #

---

(if applicable)



## BE CART SMART

- Do not allow children to sit, climb, stand, play in or around the cart.
- Do not overfill cart. Overfilled carts will not be emptied. Carts have a weight limit of 250 lbs.
- Keep the lid closed at all times. Lids that are left open on collection day can be damaged when the cart is emptied.
- Bring the cart back onto your property as soon as possible.
- Do not jam garbage or recycling into the cart. Garbage and recyclable materials must be able to fall freely when the cart is being emptied.
- Do not leave garbage or recyclables beside or on top of the cart. Only materials inside the cart will be collected.
- Regularly rinse out your cart with a hose or a vinegar/water solution to help control odors.
- Place only household garbage and recyclables inside the carts. DO NOT place banned materials in your carts. See "BANNED MATERIALS".

## Winter CART TIPS

- Do not add extremely wet items to your bin that will freeze and impede the garbage materials from falling freely.
- Make sure the area around and under your cart is clear to keep the cart stable and upright for collection.
- Clear the snow and ice off your cart to ensure the lid opens when the cart is tipped into the truck.
- Do not place bin behind or on top of a snow bank.

### What should I do with extra garbage or recycling?

1. Extra garbage items that do not fit in the bin can be brought to the City of Steinbach landfill at 104 Hanover Rd E, South of Steinbach for a fee. For hours of operations, please visit [www.steinbach.ca](http://www.steinbach.ca).
2. Additional recycling items may be brought to the Public Works Yard (25145 Rd 33E, Kleefeld), Friedensfeld Community Center (32004 Rd 35E) or the City of Steinbach Landfill during business hours for free.
3. Purchase an additional cart(s) (initial fee(s) + additional fees on tax bill. See "Additional Cart" section.

### Who is responsible for maintaining the cart?

Residents are responsible for keeping their cart clean and secure. If the cart is damaged or vandalized due to neglect, the resident will be responsible for the cost of replacing the cart. Replacement cost for a cart is **\$150.00**.

### What should I do with yard waste (grass clippings, leaves, compostable materials)?

You can:

- Grass cylce/Mulch - simply leave the grass clippings on the lawn after mowing. The clippings dry out, decompose and recycle nutrients back into your lawn.
- Backyard Composting
- Community Compost Depots
  - Refer to our website [www.hanovermb.ca/p/composting](http://www.hanovermb.ca/p/composting) for dates and locations
- Curbside Compost Carts
  - Refer to our website to see which communities are offering curbside compost carts and when collection days occur

### My cart was not collected, why?

Below are a few reason why your cart may have not been collected:

- Cart not at street at or before 7AM
- Waste or recycling piled on top of the cart
- Extra waste or recycling piled around the cart
- Waste or recycling placed in containers other than the RM of Hanover issued carts (ex. bags, garbage cans bought at hardware stores, etc.)
- Carts not placed close enough to the curb
- Carts placed too close to parked vehicles

### Don't see your questions here?

Give us a call 204-346-7129 ext 0 or  
Email us at [solidwaste@hanovermb.ca](mailto:solidwaste@hanovermb.ca)



### Is there a weight limit?

Yes, 250 lbs of waste or recycling per cart.

### Do I have to place my cart out every collection day?

No. You can place your cart out on any of your collection days.

### Why do the arrows on the cart lid have to face the road?

The automated collection truck cannot turn the cart around as it picks it up. Dumping the cart "backwards" can break or damage the lid.

### Why do I need to allow space on all sides of the cart?

The collection arm on the automated truck requires space so it will not tip over the other carts or damage property (ex. parked vehicles, fences, etc.)

### Where do I store my carts?

You can store your cart where you store your garbage container now (ex. garage, side of home, inside your fence, etc.). You must store your cart on your property between collection days. Carts left by the street are more at risk for theft, vandalism and damage from passing vehicles or equipment.

### Can I chain my cart to my fence in-between collection days so my cart does not go missing?

Yes, but it must be unlocked and moved to your collection point before 7:00 a.m. on collection day.

### What happens to the cart if I move?

Do not take the cart with you if you move. The cart is assigned to each address through a serial number and an electronic tag. If you move, store the cart in a safe place for the next resident.

### What if I cannot get my cart to the road due to health limitations?

Please contact the RM of Hanover at 204-346-7129 ext 0 or [solidwaste@hanovermb.ca](mailto:solidwaste@hanovermb.ca).

### Can I purchase and use a cart from a home improvement store?

No, the collection trucks will not empty carts other than the RM of Hanover issued bins.

**PLEASE HAVE YOUR  
CARTS AT THE CURB BY**

**7:00 AM**

The collection contractors come anytime between 7AM - 7PM. The collection may or may not happen the same time each week. Ensure your bins are at the street by 7:00 a.m. to not miss the pick up!

## CART PLACEMENT

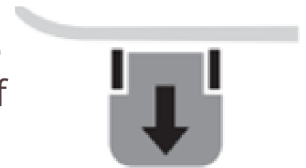
### 1. PLACE IT

Place the cart on the street with the wheels against the curb or edge of the road.



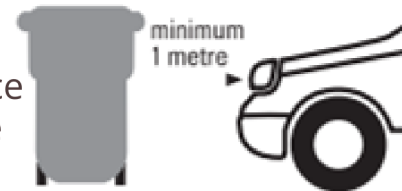
### 2. POINT IT

Point the arrow on the cart lid to the center of the street.



### 3. SPACE IT

Allow one metre (three feet) clearance on both sides of the cart.



### 4. RETURN IT

Take your cart back onto your property by the end of the collection day.

## WHEN MOVING THE CART

- Make sure the lid is closed.
- Grab the handle with both hands and tilt the cart towards yourself.
- Push or pull the cart to roll. Do not drag the cart.
- Push the cart when going downhill and pull the cart when going up hill.

# BANNED MATERIALS

Examples of banned materials are:

- Hazardous waste - the danger symbol on labels can help you identify many hazardous waste products
  - Disinfectants, bleach, ammonia, abrasive powders, mildew & rust removers
  - Kerosene, lighter fluid
  - Paint, spray paint, lacquers, solvents, turpentine, epoxies, acrylics, wood preservatives, furniture polish / wax
  - Hair dyes, hair sprays, medicine, polish remover
  - Fluorescent and CFL bulbs
  - Household cleaners: window, toilet, oven, drain, all-purpose, rug, upholstery, septic tank
  - Mothballs, rodent poison, ant & wasp spray, insecticides, fertilizers, fungicides, herbicides
- Batteries
- Bricks, metal or concrete
- Construction/renovation materials
- Auto parts
  - Tires, brake drums, batteries, waxes/polish, antifreeze, gasoline, brake & transmission fluids etc.

ABOVE BANNED MATERIALS CAN BE BROUGHT HERE

## HAZARDOUS WASTE DEPOT

The City of Steinbach Landfill has a permanent Household Hazardous Waste Depot located at **104 Hanover Rd E, South of Steinbach.**

This facility allows residents to drop off residential quantities of hazardous waste year-round. Please secure all fluids in a sealed and originally labelled container.

### Hours of Operation

#### Winter

January 1 - March 31 and October 1 - December 31

Monday to Friday: 8am - 5pm

Saturday: 9am - 4pm

#### Summer

April 1 - September 30

Monday to Friday: 7am - 8pm

Saturday: 8am - 6pm


Hours subject to change.  
www.steinbach.ca for more info.

Note:  
The Landfill  
is closed on Sundays  
and all holidays.

Waste & Recycling collection services are provided by private contractors on a fee for service basis, included on annual tax bills. Service fees may be adjusted annually depending on volume for each community.

One waste cart and one recycling cart are provided to each residential property located within the collection area as part of our automated collection service.

Residents can choose between small carts (64 gallon) or large carts (96 gallons).



## ADDITIONAL CARTS

Additional carts are available for purchase. Service fees will be also be applicable for the extra cart. Payment of **\$150.00 per additional cart** will be required by cash, debit or cheque at the RM of Hanover office **prior** to picking up or having your cart delivered.

Fees for additional carts would be multiplied by as follows:

$$G + R + (C) \times 1$$

$$G + G + R + R + (C) \times 2$$

$$G + G + R + (C) \times 2$$

$$G + R + R + (C) \times 1.5$$

$$G + R + (C + C) \times 1.5$$

G GARBAGE  
R RECYCLING  
C COMPOST (ONLY SOME COMMUNITIES)

**EXAMPLE**  
USING 2024 RATES  
Single Bins Rate = \$215.94  
2 Garbage Cart  
2 Recycling Cart  
1 Compost Cart (if applicable)  
**\$215.94 x 2 = \$431.88**

Upon payment, pick-up is from the RM of Hanover Public Works building located at 25145 Road 33N in Kleefeld or delivered as time allows by Public Works employees.

Payment Conditions:

- 1.No refunds if you cancel your service part way through the year
- 2.Annual fee on property tax bill will increase for subsequent years unless cancelled and bin(s) returned

**If you would like to purchase an additional cart, please call our office at 204-346-7129 ext 0 or email: solidwaste@hanovermb.ca**